

Thank You for ordering a Custom Soap or BathBomb Stamp.



### **Please Read Before Submitting Artwork for Your Custom Stamp:**

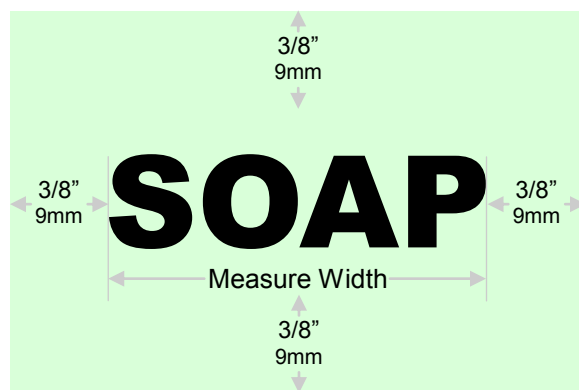
The following pages will try to simplify the process concerning the information we need from you and some things you need to consider when placing your custom stamp order.

#### **IMPORTANT:**

Check your design at the size you want it on your computer screen and see what it looks like. Open your design and zoom in or out, to the size you want it to be in your product or create it in that size and print it out. You will have a good idea if it will work, before sending to us. You will be able to tell if it is too complex and what might get lost once it is reduced to fit your product.

The picture below is 3" (76mm) wide x 2" (50.8mm) tall and the word SOAP is 2.25" (57mm) wide x 1" (25.4mm) tall. Try drawing a rectangle the size of your soap bar and then place your design inside at the size you want it to be (if you don't know how to do this ask your graphic designer to do it for you).

- Tell us what size you want. Measurement is determined from the widest point of the design. Keep your design size 3/8" (9mm) from the edges of your soap bar.
- The recommended stamping depth is between 1/16" to 1/8" (1.5 to 3.5 mm). If there is too much depth, it may displace too much soap and deform the bar.
- If the stamp design is too complicated, with lots of lines, small print, etc. the soap will pull out between these lines. For example: little a's, e's, d's, etc. have very small areas in which soap will stick.
- Keep the design simple, easy to read or understand. Complex designs, elegant or detailed fonts will not stamp well. Keep as much open space between lines as possible.
- If combining a logo and a name, the stamps size will have to enlarge to allow a clear stamp impression. When you do this, you also increase the amount of pressure needed to stamp. Care must also be taken that the stamp does not displace so much soap, that it will deform the bar. A simple stamp allows for a deeper impression. If made correctly a stamp will show through a number of uses.
- You want to have clear, clean, precise lines. Thin lines are best.
- The graphic you submit to us Must be clean, crisp artwork. Our stamp designs are cut by a laser, it will follow every flaw, every speck on the graphic.
- **We must have, (Black and White only. No Color or Grayscale) Camera Ready Artwork or High Resolution graphics** such as tiff, bmp, jpg, png or PDF formats. We can accept good clear Word.doc files.
  - If submitting your artwork in a Word Doc and using text make sure the fonts are embedded or save it as a .PDF from Word. We aren't able see the image correctly if we don't have the same font installed (we can not download fonts to match yours) We can do some design or clean up work but there is a charge for this.




**Using a graphic designer to create your artwork:**

Please send this document to your graphic designer along with your bar size. They will be better able to create a workable graphic for you with this knowledge.

**What will and what will not work:**

Below are examples of graphics that **Work Well in Stamps...**

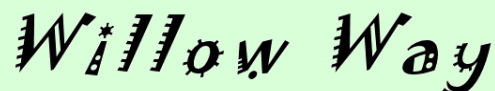
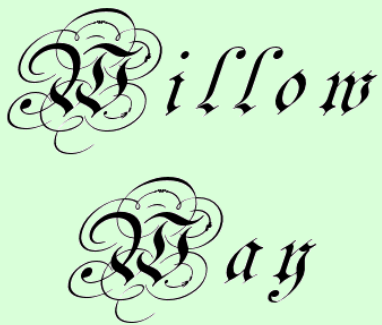




**Using a graphic designer to create your artwork:**

Please send this document to your graphic designer along with your bar size. They will be better able to create a workable graphic for you with this knowledge.

**What will and what will not work:**

Below are examples of graphics that **DO NOT Work Well in Stamps...**

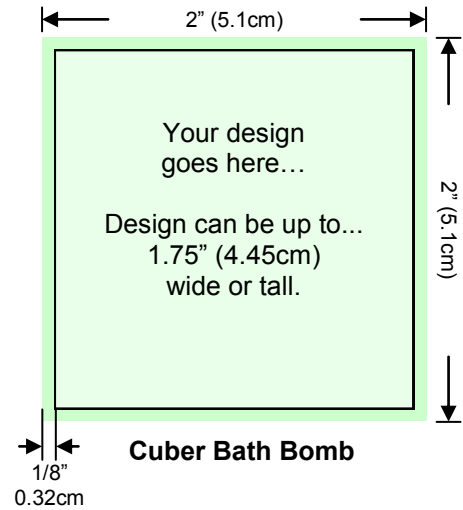
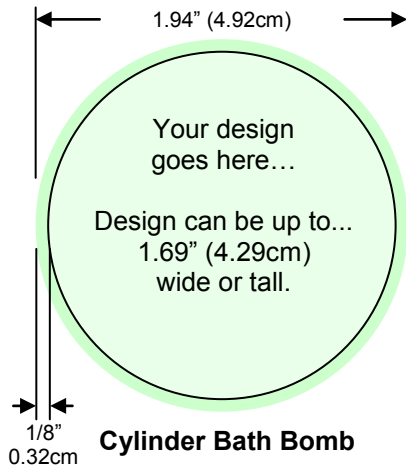


### Creating Stamps for Bath Bombs:

Bath Bomb Stamps for stock molds are only available for our Cuber and Cylinder molds. We can make custom molds and stamps. These will run \$500 and up.

*Keep your design simple*, Bath Bomb Stamps are small and can not handle a lot of detail.

Please read all the information for a Soap Stamp.



### Using a graphic designer to create your artwork:

Please send this document to your graphic designer along with your bar size. They will be better able to create a workable graphic for you with this knowledge.

### Pictures of Bath Bomb Stamps we have made for other customers...

